



# WINDOW SELECTION MADE EASY

The Right **Function**, The Right **Style**, The Right **Details**

**Milgard**  
WINDOWS & DOORS

[Milgard.com](http://Milgard.com)



## WINDOW SELECTION

Your choices are wide open when it comes to selecting new windows. This helpful guide offers tips and ideas to make it easy to choose the right windows for your home.

### STEP 1: FUNCTION

|                          |   |
|--------------------------|---|
| Operating Style and Size | 3 |
| Choosing the Location    | 5 |
| Security and Privacy     | 7 |
| Ease of Use              | 8 |

### STEP 2: STYLE

|                     |    |
|---------------------|----|
| Frame Material      | 9  |
| Milgard Series      | 11 |
| Architectural Style | 12 |

### STEP 3: DETAILS

|                   |    |
|-------------------|----|
| Colors            | 13 |
| Hardware          | 14 |
| Energy Efficiency | 15 |
| Warranty          | 16 |
| Why Milgard       | 18 |

# THE RIGHT FUNCTION

Let's begin by thinking about how your window can operate. The window operating style and size you choose can drastically differ depending on the room.



Each room in your home may have a different window need. Consider the following items:

- How large is the wall space?
- What is the view like?
- Does it faces the sun or is shaded most of the day?
- Does the room need more airflow?
- Is there furniture in front of the window?

## SIZE UP YOUR OPTIONS

Other than local building codes for bedrooms, there is no specific requirement for how much glass you can have in any room. So choose a window that provides enough light for the room, while allowing for wall space to handle furniture or cabinets.





Next, let's think about how you will be using your new windows: Where are they located in the home and who will be using them? From there, you can choose the right operating style to meet that purpose.


## CHOOSING THE LOCATION

Each room of your home may require a different operating style. First floor windows may differ from second or third floor windows regarding the size, where they are placed on the wall and how they open. First choose where you want the window to be, and then think about what you want it to do.



Horizontal sliding window

- In your kitchen, if the window is over a sink or counter, a **horizontal sliding window** lets in light and is easy to slide open for ventilation.
- Will your window face an exterior walkway or patio? If so, consider a horizontal slider so it does not protrude outward when open.
- Some **double hung windows** have tilt-in sashes for easy cleaning. This is ideal for second and third story rooms because you won't need a ladder to clean the exterior of your windows.



Vinyl window

- **Awning windows** provide a great option for ventilation during rains because they open upward and provide shielding for the window opening. Their crank systems allow for easy one-handed operation when opening and closing.
- **Vinyl windows** work well in bathrooms due to their durability while enduring daily moisture from showers.

## SECURITY AND PRIVACY

New windows not only improve the house's appearance, but they also can help keep your family protected in a variety of ways.

- On first floors, look into combinations of picture and awning or casement windows. These windows are difficult to pry open when locked. For a living room, consider combos of awning windows above or below a picture window.
- For a bathroom window or windows flanking an entry, look for **privacy/obscure glass options**. These provide privacy without the need for window coverings.

- Using transom windows provides great daylighting options, while offering privacy.
- Local building codes usually have entry requirements for bedrooms, specifying the size and height of an opening in the event of a fire or other emergency. Often, **casement** or sliding horizontal windows can be a good choice for meeting these codes.
- A basement window can be a challenge regarding accessibility. Horizontal sliders are an excellent way to achieve ventilation and permit-required access in window wells.
- If you have walkways around your home, you may want to consider windows that don't open out into the path for safety purposes.

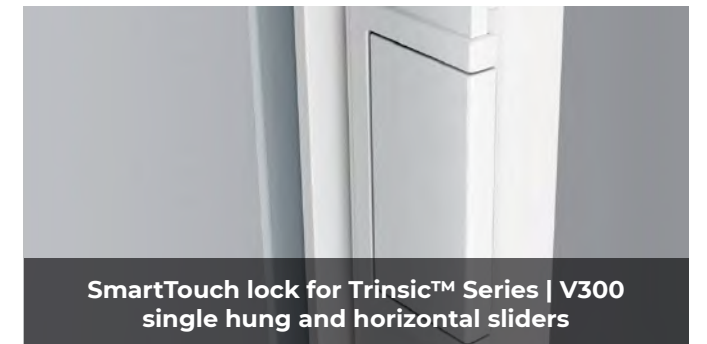


## EASE OF USE

Operating your windows should be a breeze.

Make sure everyone in the home can easily open and close your new windows and consider new innovations like **SmartTouch® window locks and handles**. With one smooth, single motion you can open your window and close and lock it. No pinching, squeezing or twisting required.

Plus, this technology offers peace of mind security at a glance. When the handle is down, the window is locked. When the handle is up, the window is unlocked.



SmartTouch lock for Trinsic™ Series | V300 single hung and horizontal sliders



# THE RIGHT STYLE

They say, “form follows function.” So let’s take a look at appearance and style. Your new windows will be the first thing anyone notices on your house.

## MAKE A STATEMENT FRAME MATERIAL

A well-crafted frame can make all the difference in your window performance. In addition to the look of the frame itself, think about what material is best suited for the region you live in.




### VINYL

**Vinyl** frames are known for being energy efficient due to their ability to trap air. In addition to their insulating properties, vinyl frames are UV resistant, require little maintenance and are generally more affordable than other frame materials. This is a very common and popular material that works well in most climates.



### FIBERGLASS

**Fiberglass** is an innovative option that resists swelling, rotting and warping. They are exceptionally strong, low-maintenance and ideal for any style of home or climate. This is a beautiful option that is long lasting and durable.



### ALUMINUM

**Aluminum** is a recognized and established frame material that residential architects and builders love. Light yet strong, aluminum windows can be configured into a wide variety of combinations. They are low maintenance and best for non-corrosive environments.

## MILGARD SERIES

When quality matters, Milgard windows stand up while standing out. We focus on three key elements in the design of every window.

It starts with our engineers, known for their industry-leading designs using Milgard patented technologies. Then we produce our own fiberglass frame materials in-house, and use a unique vinyl formula for durable frames that won't absorb moisture. We finish up with insulated glass, delivering superior energy efficiency for added comfort and peace of mind. Browse our vast selection of custom made windows, in a variety of styles and colors to suit any home.



### ULTRA™ SERIES | C650

A strong, beautiful and durable fiberglass window that is built to last.

### TUSCANY® SERIES | V400

Our top of the line vinyl window with premium features, elegant style and exceptional performance.

### TRINSIC™ SERIES | V300

Our newest addition to the vinyl line, with a sleek contemporary look for a maximum view. (Only available in select markets.)

### STYLE LINE® SERIES | V250

A clean design and a quality vinyl window that is very affordable.

### THERMALLY IMPROVED ALUMINUM | A250

Featuring a thin, durable frame equipped with a thermal barrier that improves energy efficiency.

[VIEW ALL SERIES](#)

## ARCHITECTURAL STYLE

### ADD FACE VALUE

Generally, windows in the front of a house should complement the style of the home.

For many people, and many home styles, that means a traditional, symmetrical design. This is particularly important in neighborhoods where existing homes set a general style, or where the appearance is mandated by code. On other sides of the home, you have more freedom.

From Craftsman to Colonial, Traditional or Modern, if you can stay true to a distinct architectural style, when you select windows that complement them: **The Best Windows to Match the Top 9 Architectural Styles.**



Style Line® Series | V250 Vinyl Windows

# THE RIGHT DETAILS

Now it's time to think about additional details. There are a variety of immediate and long-term benefits to consider when selecting your new windows. Here are a few things to look at for added beauty, comfort and peace of mind.

## COLORS

Black Bean or Espresso? We have a wide variety of exterior colors available, depending on the **frame material** you choose.

Looking for a black exterior frame with a matching interior? You'll find this popular look that designers love in our Ultra™ Series and Trinsic™ Series window lines.

Color options vary by frame material. See our beautiful selection of colors for **vinyl windows** and **fiberglass windows**.




Available color options vary by product line. Please see a Milgard Certified Dealer for details.



## HARDWARE

You can also choose different hardware colors, depending on the window series selected. Satin Nickel, Oil Rubbed Bronze and Brushed Chrome add a nice touch to our Ultra™ Series windows. **Learn more.**



White



Tan



Silver



Oil Rubbed Bronze



Black



Satin Nickel



Brushed Chrome



Available hardware styles and finishes vary by product line. Please see a Milgard Certified Dealer for details.



## GRIDS

**Grids** can add a special touch to your windows and patio doors. If you are looking to match an architectural style, or you want to make a decorative statement, there are many grid options available. From simulated divided lites to grids between the glass, get creative and make it your own.

## ENERGY EFFICIENCY

According to the U.S. Department of Energy, leaky and inefficient windows, and doors account for up to 25 percent of the average household's energy bills. Some sources estimate it being as high as 40 percent.

For the utmost in comfort and energy efficiency, Milgard customizes our windows and their components to the climate of your region. From the glass coating to the frame design, we engineer the perfect windows for where you live. Look for windows that are **ENERGY STAR® qualified**.



## WARRANTY

MAKE SURE YOU  
ARE COVERED

At Milgard, we build our windows and patio doors to last. With the dedication to quality that we put into building the best windows in the business, it wouldn't make sense to back them with anything less than a warranty you can count on.

Milgard offers industry-leading and competitive warranties depending on the series you choose. Backed by our factory trained technicians, you can rest assured in your window and patio door selection and enjoy a comfortable home today.

**LEARN MORE AND SEE COMPLETE DETAILS AT [MILGARD.COM/WARRANTY](https://www.milgard.com/warranty)**



Style Line® Series | V250



Trinsic™ Series | V300 Vinyl Windows

# WHY MILGARD

## QUALITY

Milgard offers award-winning windows and patio doors built for long lasting comfort. For over 50 years, industry experts have consistently recognized Milgard as a trusted brand. By using a unique vinyl formula and producing our fiberglass frame materials in-house, we can more closely monitor for quality control.

## EXPERIENCE

Since 1962, Milgard Windows & Doors has designed and assembled superior, top quality windows and patio doors that can help make your home more comfortable. Milgard engineers are known for their industry-leading designs using patented technologies. Whatever your project calls for, Milgard has the right product that can beautifully reflect your vision. From new construction to home remodeling, all Milgard windows and patio doors are custom made to your exact specifications.

## SERVICE

We serve the Western U.S. and Canada with a dozen full-service facilities and customer care centers. Our belief is by being close to our customers, we can provide you with better service.



# WINDOW SELECTION MADE EASY

**Milgard**  
WINDOWS & DOORS

[Milgard.com](http://Milgard.com)